

# JUNO CHANNEL



8/23 Image: Cocoa Velvet upholstery

Exuding sophistication, embracing contours, oversized ribbed channels and curvilinear design, the Juno Channel Modular Sofa invites an extra level of cushioned comfort. Available in three luxurious fabrics.

UPHOLSTERY COLOUR	MATERIALS	LEG COLOUR
Cocoa Velvet	100% Polyester	Black
Copeland Birch	100% Polyester	Black
Grey Speckle Boucle	54% Polyester, 46% Acrylic	Black

DIMENSIONS	
WIDTHS	Various
DEPTH	Various
SEAT HEIGHT	415mm
ARM HEIGHT	495mm

<b>COVERS</b>	Non-Removable
---------------	---------------


<b>PROFILE</b>	Firm Cushion
----------------	--------------

<b>FILLING</b>	High-Resiliency Foam/Fibre Fill
----------------	---------------------------------

<b>LEG MATERIAL</b>	Plastic Glide
---------------------	---------------

<b>JOINING BRACKETS</b>	Included
-------------------------	----------

## UPHOLSTERY COLOURS



Cocoa Velvet (COVL)



Copeland Birch (CPLBIR)



Grey Speckle Boucle (GYSBC)

## COMPONENTS & CONFIGURATIONS

Please refer following page.

## NOTES

Modulars are ordered as separate units available in left (LFT) or right (RIT) facing orientation. As you stand in front of the sofa the arm will be in either the left of right side of the modular component. Please refer website for care instructions.

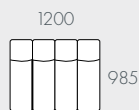
As product specifications sometimes change, please confirm with your GlobeWest salesperson before placing your order.

# JUNO CHANNEL

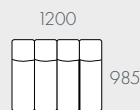
## COMPONENTS



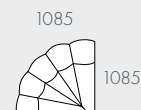
A - 1 Seater Centre



B - 1 Seater Left Arm



C - 1 Seater Right Arm

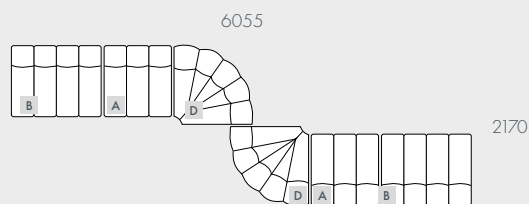
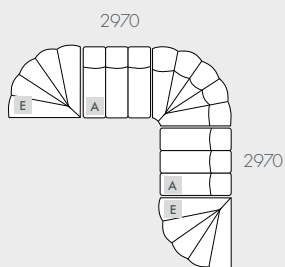
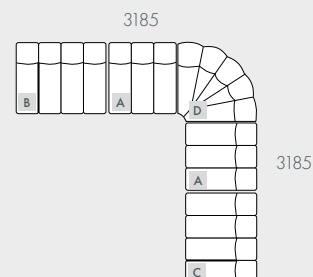
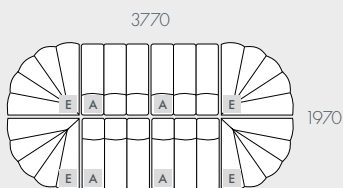
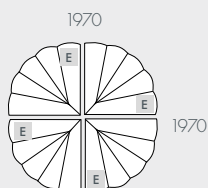
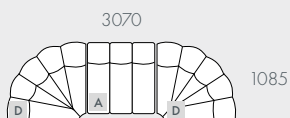


D - Round Corner Sofa



E - Ottoman

## MODULAR EXAMPLES



All dimensions shown are millimetres.

KEY	DESCRIPTION	PRODUCT CODE	WIDTH	DEPTH	HEIGHT
A	1 Seater Centre	SOF-JUN-CHAN1S-CTR	900	985	750
B	1 Seater Left Arm	SOF-JUN-CHAN1S-LFT	1200	985	750
C	1 Seater Right Arm	SOF-JUN-CHAN1S-RIT	1200	985	750
D	Round Corner Sofa	SOF-JUN-CHAN-CNR-RD	1085	1085	750
E	Ottoman	SOF-JUN-CHAN-OTT	985	985	415

## CONTACT US

To find out more information or place an order please contact us.

T. 1800 722 366  
E. [enquiries@globewest.com.au](mailto:enquiries@globewest.com.au)

Showrooms: Melbourne, Sydney, Brisbane, Adelaide and Perth.